



TYPICAL SUBMITTAL DATA

BASE MODEL: 283PSL1707

Winding: 1707

Date: 03/16/22

Kilowatt ratings at	1800 RPM	60 Hertz	12 Leads		
kW (kVA)	3 Phase	0.8 Power Factor		Dripproof or Open Enclosure	
	CONTINUOUS ^{1, 2}			STANDBY ^{1, 2}	
Voltage*	NEMA B / 80 °C	NEMA F / 105 °C	NEMA H / 125 °C	NEMA F / 130 °C	NEMA H / 150 °C
240/480	25 (31)	30 (38)	33 (41)	33 (41)	35 (44)
220/440	24 (30)	29 (36)	31 (39)	31 (39)	34 (43)
208/416	24 (30)	28 (35)	30 (38)	30 (38)	33 (41)
200/400	23 (29)	27 (34)	29 (36)	29 (36)	32 (40)
190/380	22 (28)	26 (33)	27 (34)	27 (34)	30 (38)

① Rise by resistance method, Mil-Std-705, Method 680.1b.

② Machine rated for Max Ambient of 40 °C, Max Altitude 3300 ft

Submittal Data: 208 Volts*, 30 kW, 38 kVA, 0.8 P.F., 1800 RPM, 60 Hz, 3 Phase **Low Wye CONNECTION**

Mil-Std-705B Method	Description	Value	Units	Mil-Std-705C Method	Description	Value	Units
301.1b	Insulation Resistance	>1.5 Meg	Ohms	505.3b	Overspeed	2250	RPM
302.1a	High Potential Test			507.1c	Phase Sequence CCW-ODE	ABC	
	Main Stator	1960	Volts	508.1c	Voltage Balance, L-L or L-N	0.2%	
	Main Rotor	1500	Volts	601.4a	L-L Harmonic Max - Total (Distortion Factor)	3.0%	
	Exciter Stator	1500	Volts				
	Exciter Rotor	1500	Volts	601.4a	L-L Harmonic Max - Single	3.0%	
				601.1c	Deviation Factor	5.0%	
401.1a	Stator Resistance, Line to Line Low Wye Connection	0.09750	Ohms	---	TIF (1960 Weightings)	<50	
	Rotor Resistance	0.46	Ohms	---	THF (IEC, BS & NEMA Weightings)	<2%	
	Exciter Stator	17.5	Ohms	---	Winding Pitch	2/3	
	Exciter Rotor	0.12	Ohms				
410.1a	No Load Exciter Field Amps at 208 Volts Line to Line	0.45	A DC	Additional Prototype Mil-Std Methods are Available on Request.			
420.1a	Short Circuit Ratio	0.461					
421.1a	Xd Synchronous Reactance	2.839	PU	--	Generator Frame	283	
		3.276	Ohms	--	Type	MagnaPlus	
422.1a	X2 Negative Sequence React.	0.224	PU	--	Insulation	Class H	
		0.258	Ohms	--	Coupling - Single Bearing	Flexible	
423.1a	X0 Zero Sequence Reactance	0.045	PU	--	Amortisseur Windings	Full	
		0.052	Ohms	--	Excitation	Ext. Voltage Regulated, Brushless	
425.1a	X'd Transient Reactance	0.130	PU	--	Voltage Regulator	SE350	
		0.149	Ohms	--	Voltage Regulation	1.00%	
426.1a	X''d Subtransient Reactance	0.122	PU				
		0.141	Ohms				
				--	Cooling Air Volume	250	CFM
				--	Heat rejection rate	200	Btu's/min
427.1a	T'd Transient Short Circuit Time Constant	0.029	Sec	--	Full load current	104.1	Amps
				--	Minimum Input hp required	44.9	HP
428.1a	T''d Subtransient Short Circuit Time Constant	0.019	Sec	--	Full load torque	131	Lb-ft
				--	Efficiency at rated load :	89.5%	
430.1a	T'do Transient Open Circuit Time Constant	0.63	Sec				
432.1a	Ta Short Circuit Time Constant of Armature Winding	0.019	Sec	--	Weight	366	lbs

* Voltages refer to wye (star) connection, unless otherwise specified.

www.regalrexnord.com/brands/Marathon-Generators



Not indicative of legal entity.



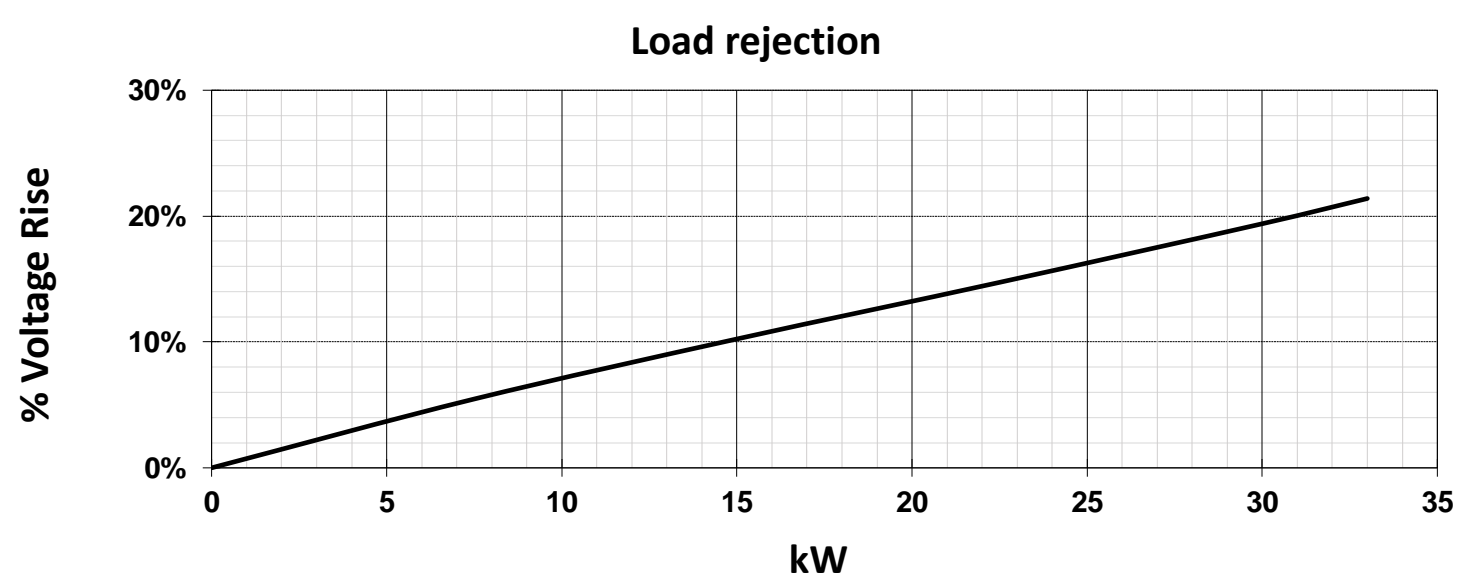
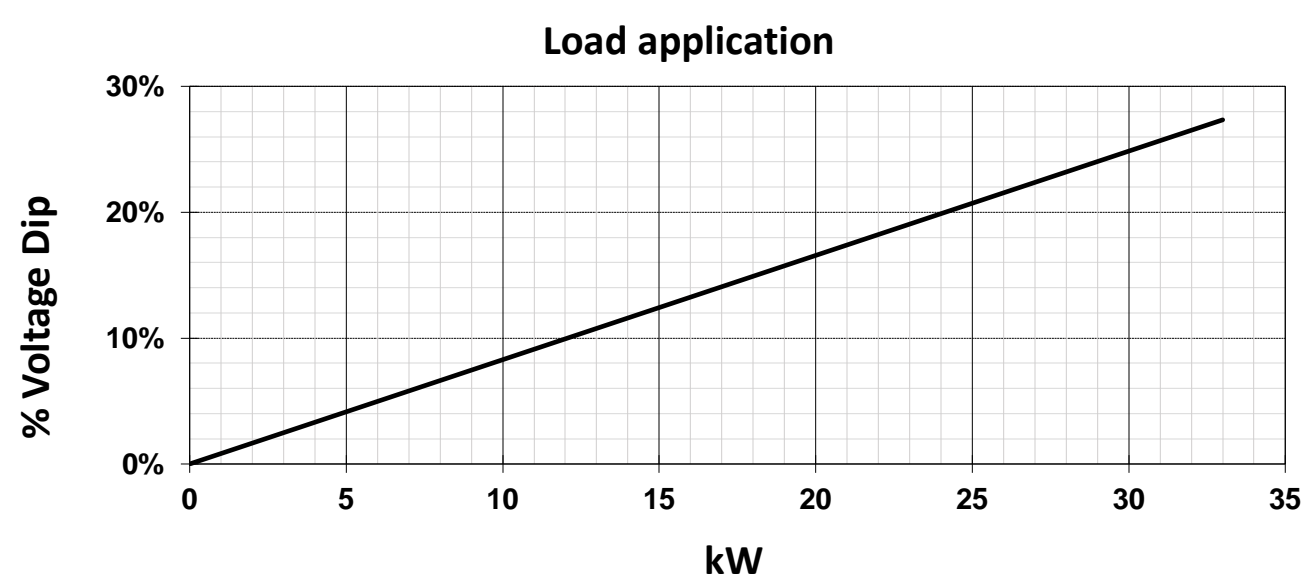
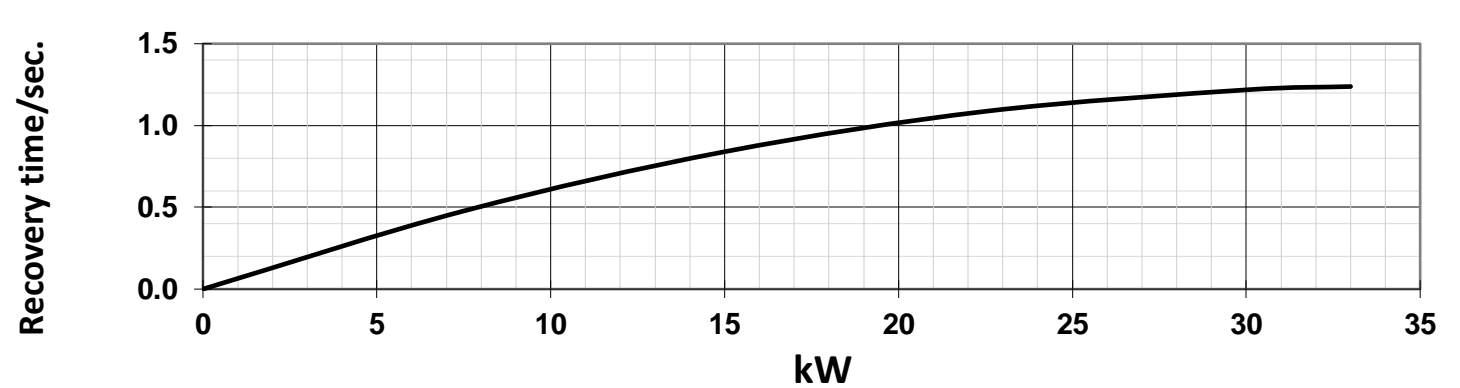
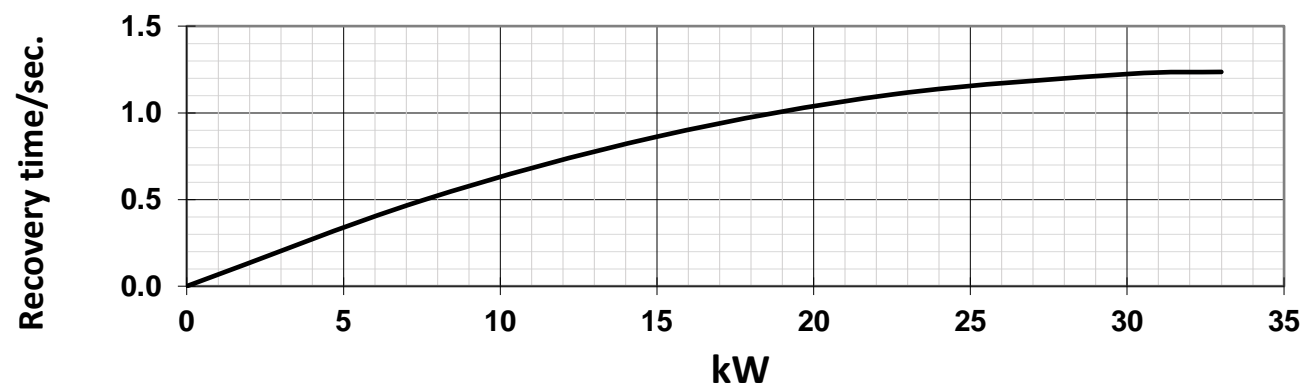
MAGNAPLUS®

TYPICAL DYNAMIC CHARACTERISTICS

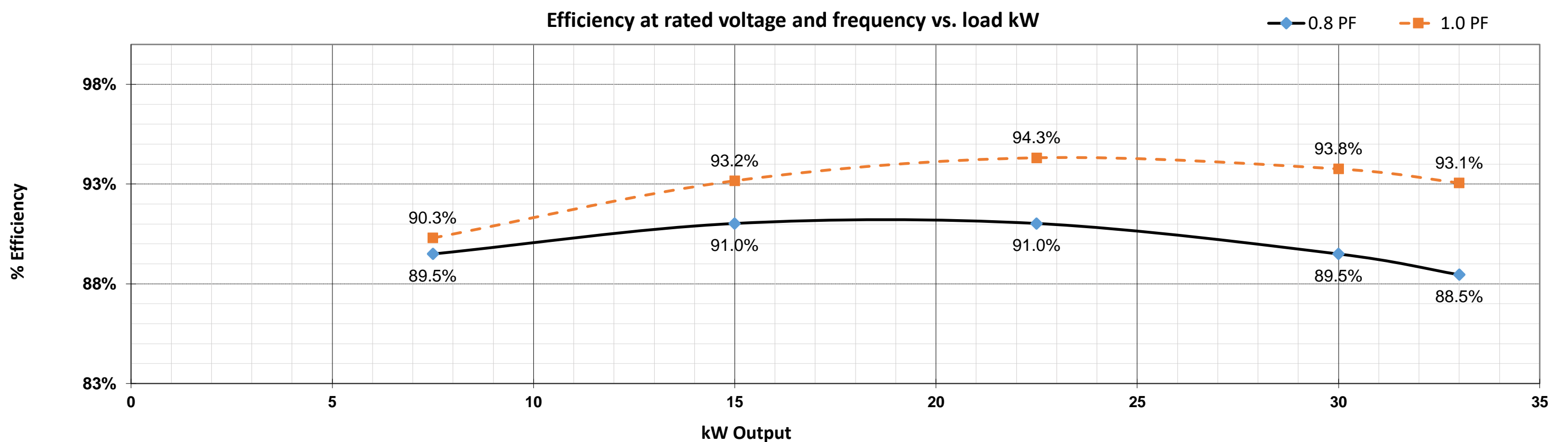
BASE MODEL: **283PSL1707**

Date: **03/16/22**

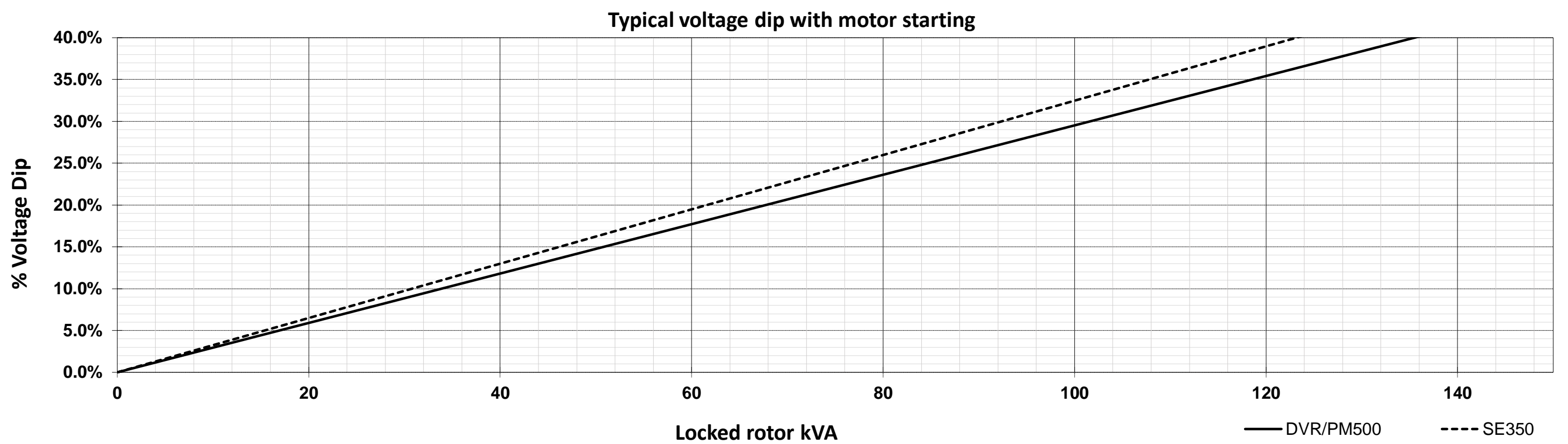
Submittal Data: 208 Volts*, 30 kW, 38 kVA, 0.8 P.F., 1800 RPM, 60 Hz, 3 Phase



Efficiency at rated voltage and frequency vs. load kW



Typical voltage dip with motor starting



MAGNAPLUS®

DECREMENT CURVE

BASE MODEL: 283PSL1707

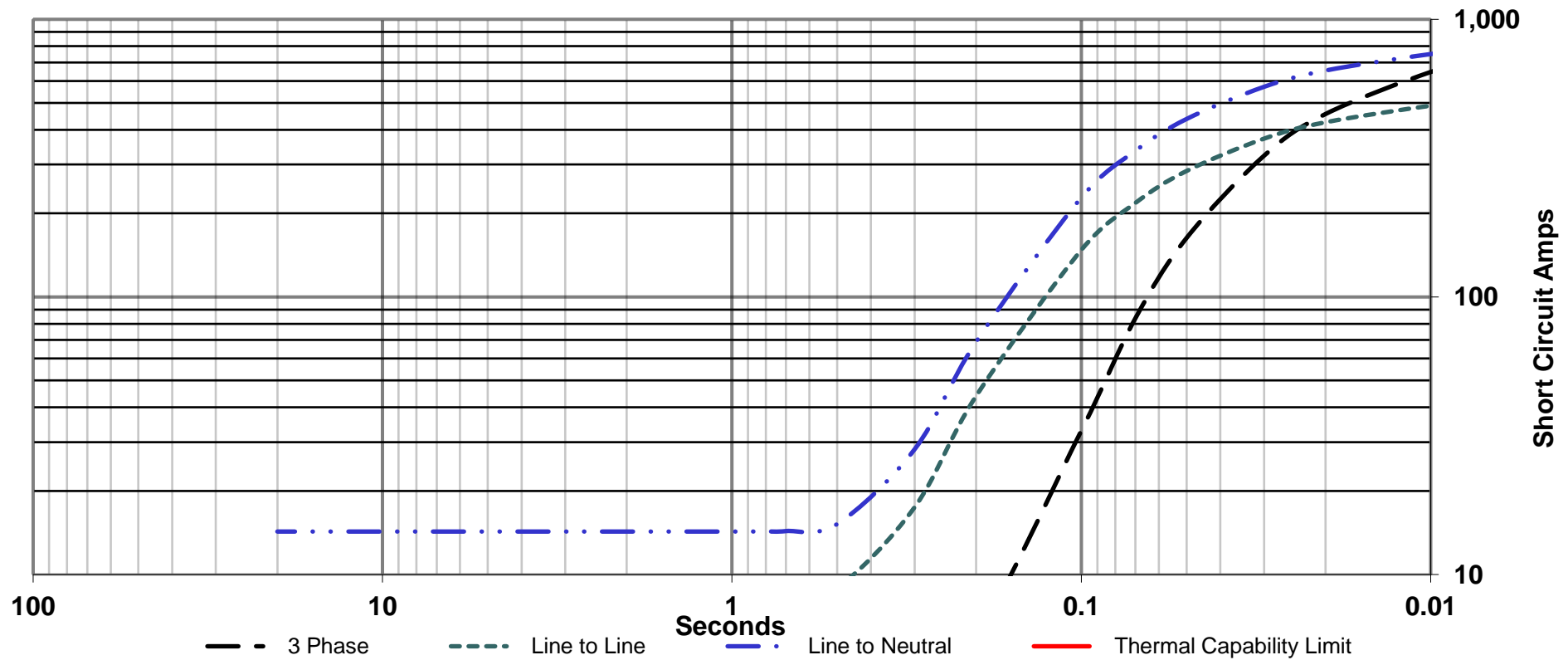
Submittal Data: 208 Volts*, 30 kW, 38 kVA, 0.8 P.F., 1800 RPM, 60 Hz, 3 Phase

Date : 03/16/22

Full Load Current : 104.1 amps
Steady State S.C. Current : 5.21 amps

Max. 3 ph. Symm. S.C. Current : 852 amps

Symmetrical Component values, Maximum Asymmetrical Values Are 1.732 Times Symmetrical Values



MAGNAPLUS®

DECREMENT CURVE

BASE MODEL: 283PSL1707

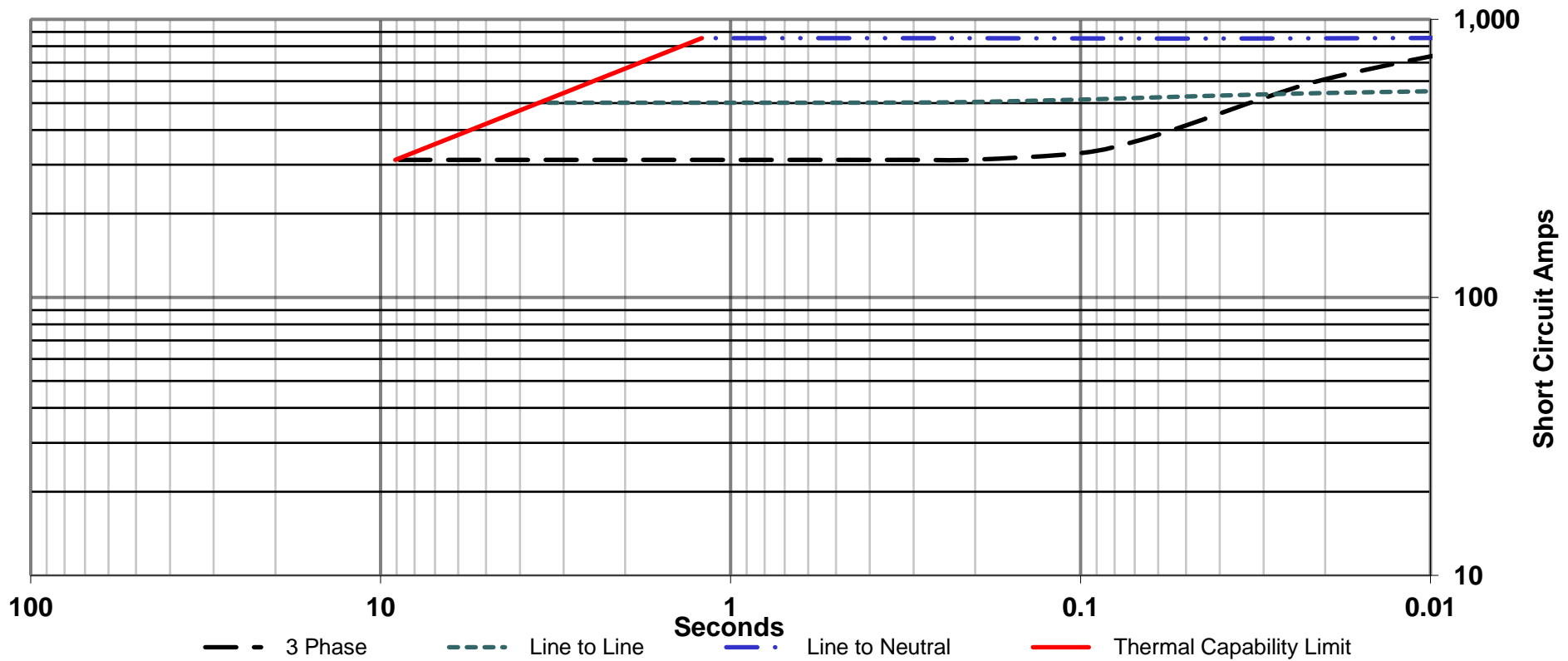
Submittal Data: 208 Volts*, 30 kW, 38 kVA, 0.8 P.F., 1800 RPM, 60 Hz, 3 Phase

Date : 03/16/22

Full Load Current : 104.1 amps
Steady State S.C. Current : 312.3 amps

Max. 3 ph. Symm. S.C. Current : 852 amps
INCLUDES EXCITATION SUPPORT (PMG)

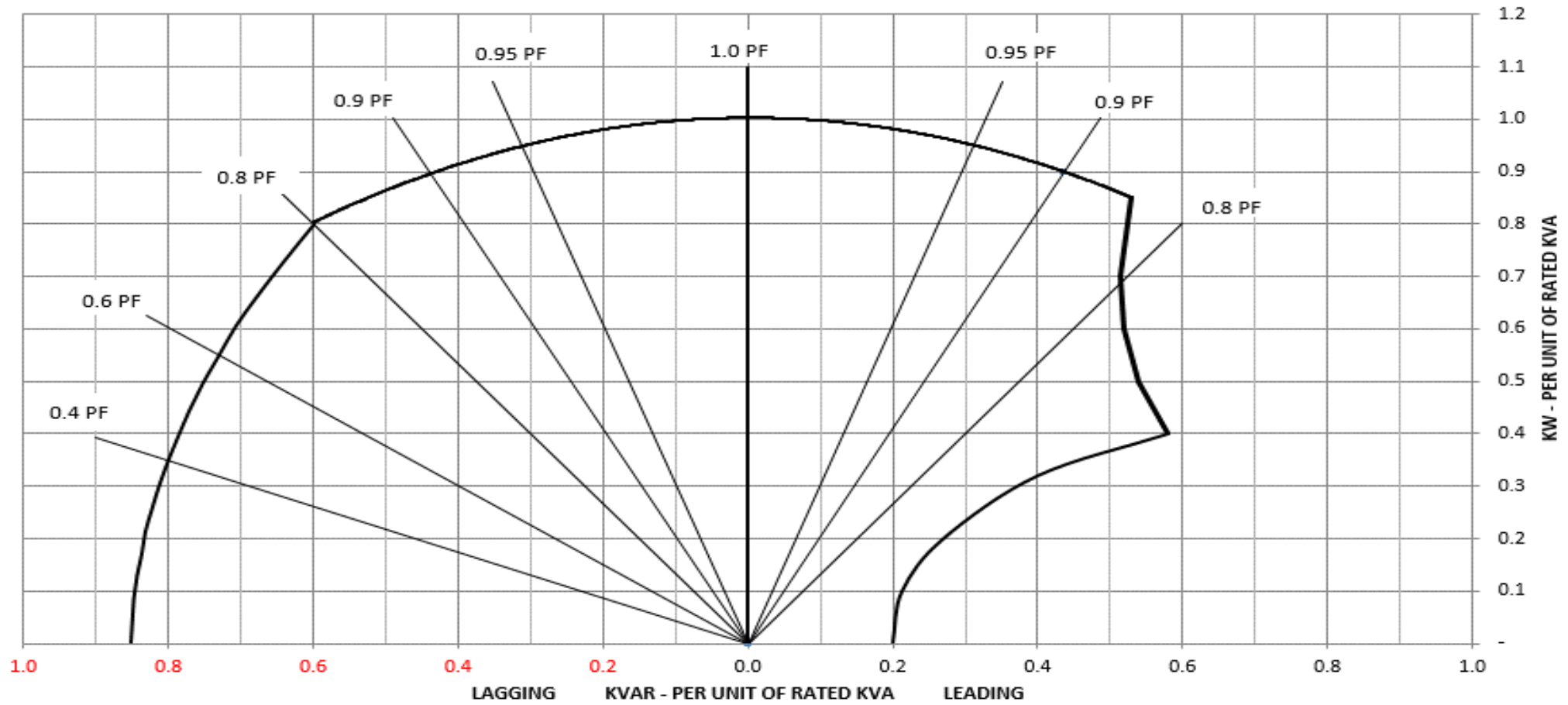
Symmetrical Component values, Maximum Asymmetrical Values Are 1.732 Times Symmetrical Values



MAGNAPLUS®

Typical Reactive Capability Curve

Date : 03/16/22



RegalRexnord

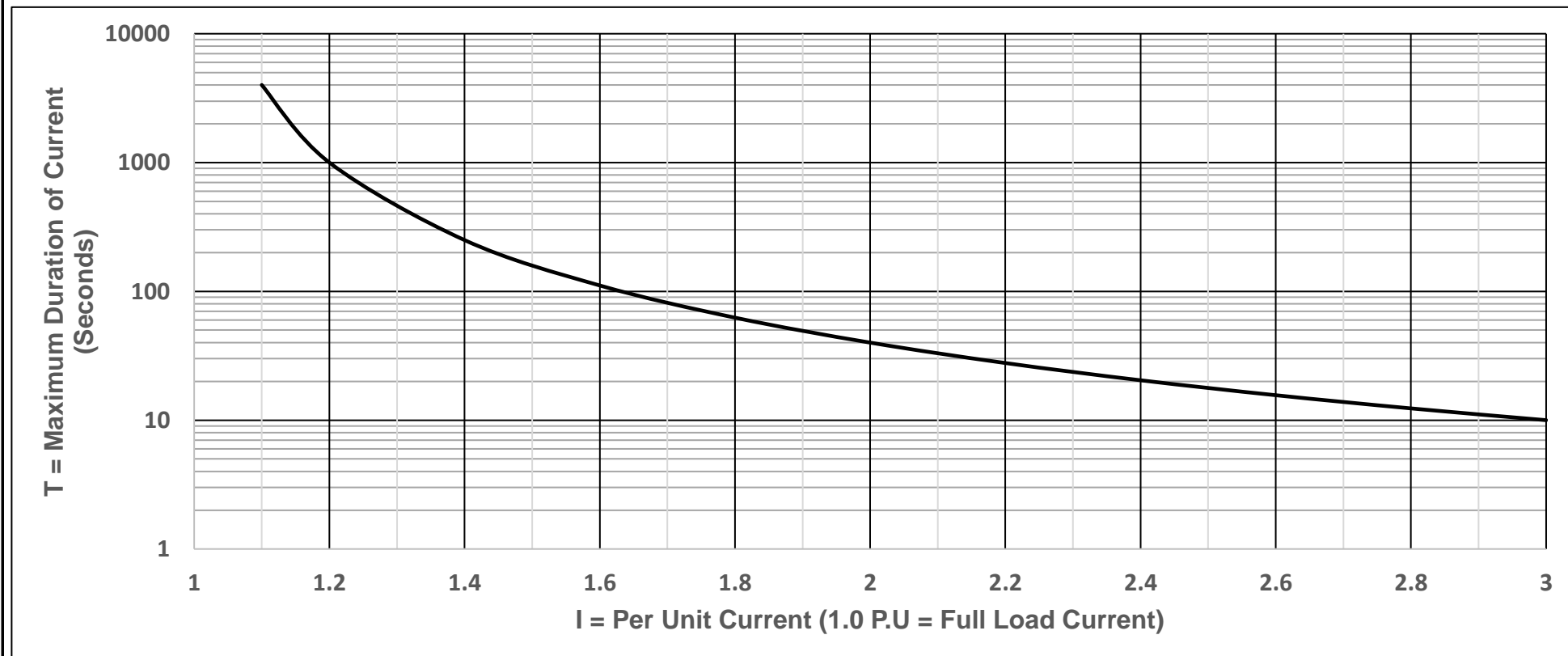
marathon
Generators

MAGNAPLUS®

THERMAL DAMAGE CURVE

Date : 03/16/22

Base is 3.0 P.U. current for 10 seconds from $T = 40/(I-1)^2$
Windings at operating temperature



 **RegalRexnord**

marathon®
Generators