

MAGNAPLUS®

TYPICAL SUBMITTAL DATA

BASE MODEL: **361PSL1600**

Winding: **1600**

Date: **01/28/22**

Kilowatt ratings at	1800 RPM	60 Hertz		12 Leads	
kW (kVA)	3 Phase	0.8 Power Factor		Dripproof or Open Enclosure	
	CONTINUOUS^{1, 2}			STANDBY^{1, 2}	
Voltage*	NEMA B / 80 °C	NEMA F / 105 °C	NEMA H / 125 °C	NEMA F / 130 °C	NEMA H / 150 °C
240/480	40 (50)	45 (56)	48 (60)	48 (60)	50 (63)
220/440	37 (46)	42 (53)	45 (56)	45 (56)	47 (59)
208/416	35 (44)	40 (50)	42 (53)	42 (53)	45 (56)
200/400	34 (43)	38 (48)	40 (50)	40 (50)	43 (54)
190/380	32 (40)	36 (45)	38 (48)	38 (48)	41 (51)

① Rise by resistance method, Mil-Std-705, Method 680.1b.

② Machine rated for Max Ambient of 40 °C, Max Altitude 3300 ft

Submittal Data: 208 Volts*, 42 kW, 53 kVA, 0.8 P.F., 1800 RPM, 60 Hz, 3 Phase **Low Wye CONNECTION**

Mil-Std-705B Method	Description	Value	Units	Mil-Std-705C Method	Description	Value	Units
301.1b	Insulation Resistance	>1.5 Meg	Ohms	505.3b	Overspeed	2250	RPM
302.1a	High Potential Test			507.1c	Phase Sequence CCW-ODE	ABC	
	Main Stator	1960	Volts	508.1c	Voltage Balance, L-L or L-N	0.2%	
	Main Rotor	1500	Volts	601.4a	L-L Harmonic Max - Total (Distortion Factor)	3.5%	
	Exciter Stator	1500	Volts				
	Exciter Rotor	1500	Volts	601.4a	L-L Harmonic Max - Single	2.5%	
				601.1c	Deviation Factor	7.0%	
401.1a	Stator Resistance, Line to Line Low Wye Connection	0.09525	Ohms	---	TIF (1960 Weightings)	<50	
	Rotor Resistance	0.75	Ohms	---	THF (IEC, BS & NEMA Weightings)	<2%	
	Exciter Stator	23.5	Ohms	---	Winding Pitch	2/3	
	Exciter Rotor	0.12	Ohms				
410.1a	No Load Exciter Field Amps at 208 Volts Line to Line	0.36	A DC	Additional Prototype Mil-Std Methods are Available on Request.			
420.1a	Short Circuit Ratio	0.558					
421.1a	Xd Synchronous Reactance	2.354	PU	--	Generator Frame	361	
		1.941	Ohms	--	Type	MagnaPlus	
422.1a	X2 Negative Sequence React.	0.252	PU	--	Insulation	Class H	
		0.207	Ohms	--	Coupling - Single Bearing	Flexible	
423.1a	X0 Zero Sequence Reactance	0.068	PU	--	Amortisseur Windings	Full	
		0.056	Ohms	--	Excitation	Ext. Voltage Regulated, Brushless	
425.1a	X'd Transient Reactance	0.228	PU	--	Voltage Regulator	SE350	
		0.188	Ohms	--	Voltage Regulation	1.00%	
426.1a	X''d Subtransient Reactance	0.184	PU				
		0.152	Ohms				
				--	Cooling Air Volume	700	CFM
				--	Heat rejection rate	364	Btu's/min
427.1a	T'd Transient Short Circuit Time Constant	0.053	Sec	--	Full load current	145.7	Amps
				--	Minimum Input hp required	64.9	HP
428.1a	T''d Subtransient Short Circuit Time Constant	0.008	Sec	--	Full load torque	189	Lb-ft
				--	Efficiency at rated load :	86.8%	
430.1a	T'do Transient Open Circuit Time Constant	0.55	Sec				
432.1a	Ta Short Circuit Time Constant of Armature Winding	0.011	Sec	--	Weight	518	lbs

* Voltages refer to wye (star) connection, unless otherwise specified.

www.regalrexnord.com/brands/Marathon-Generators



Not indicative of legal entity.



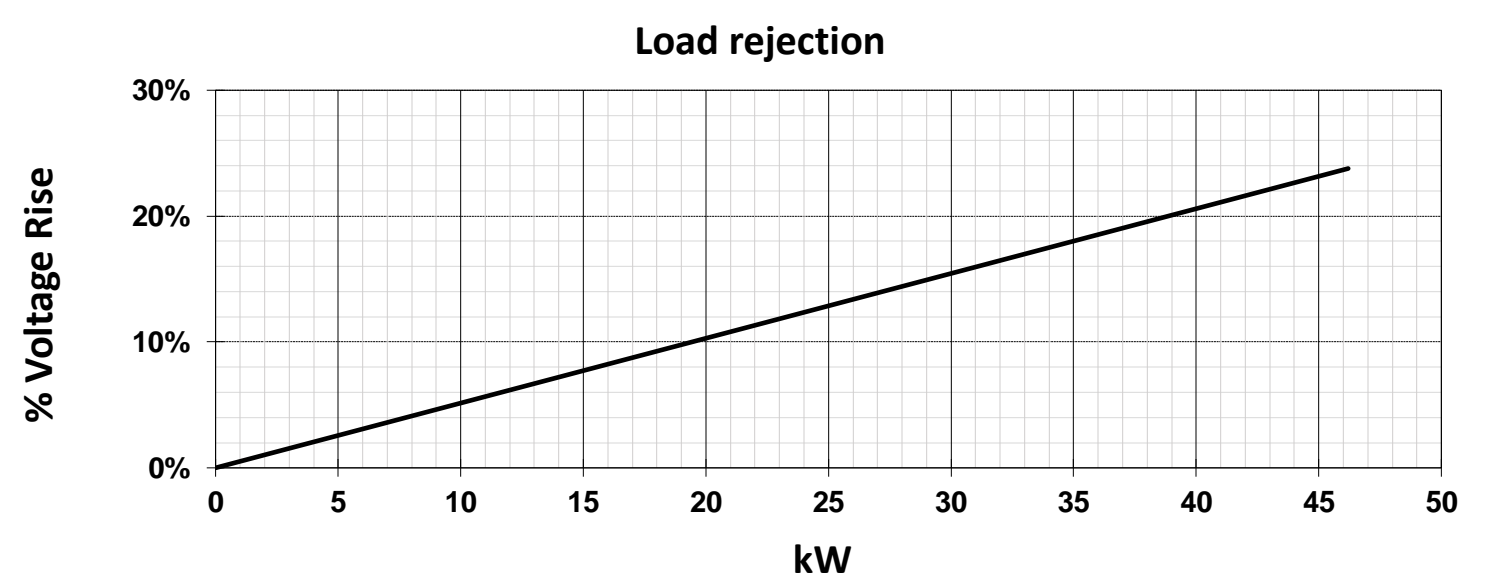
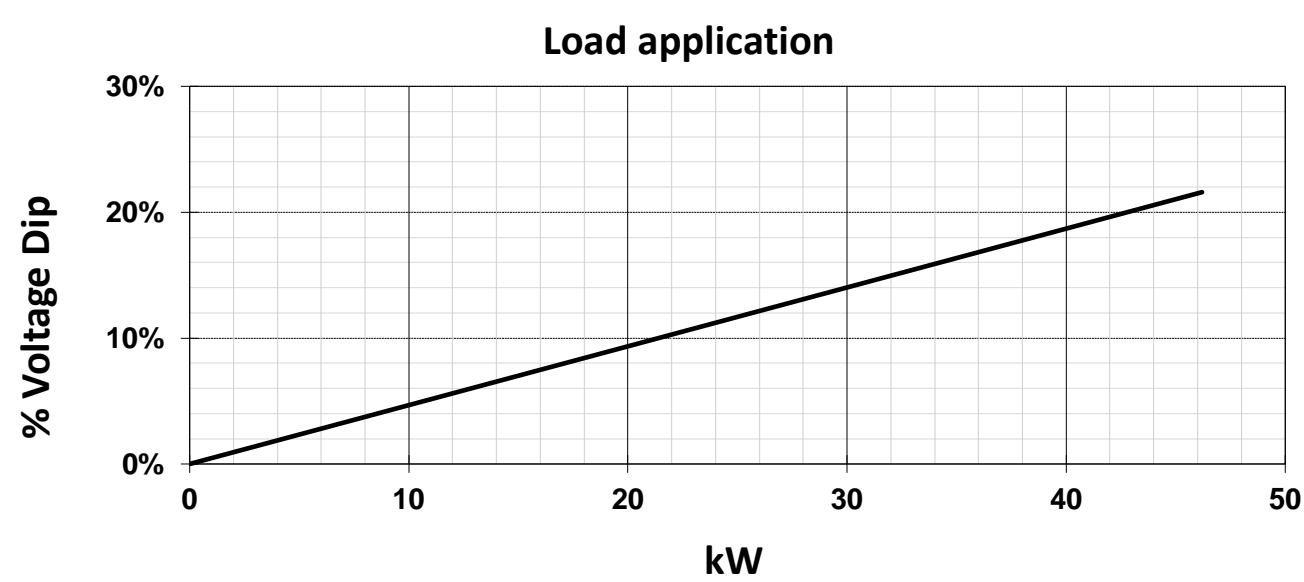
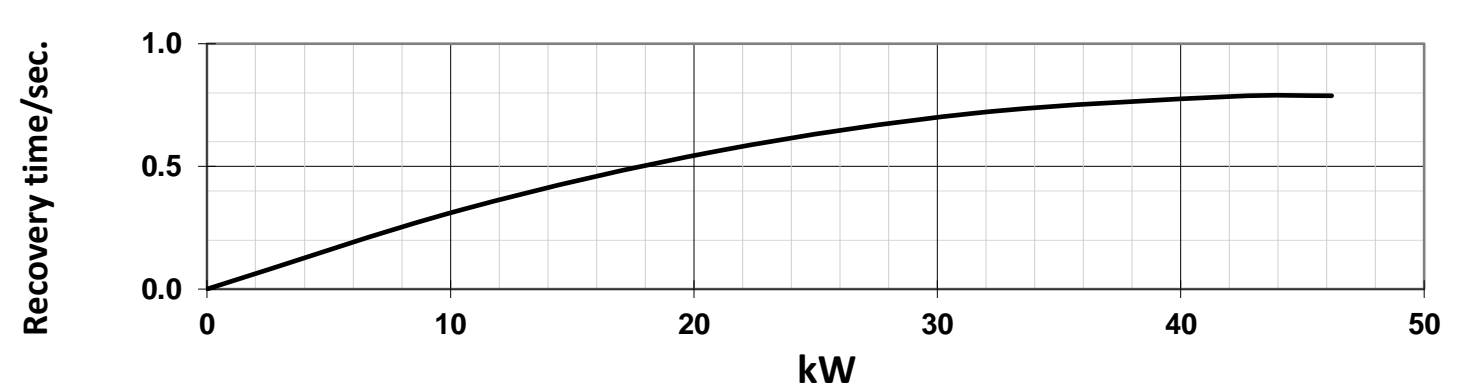
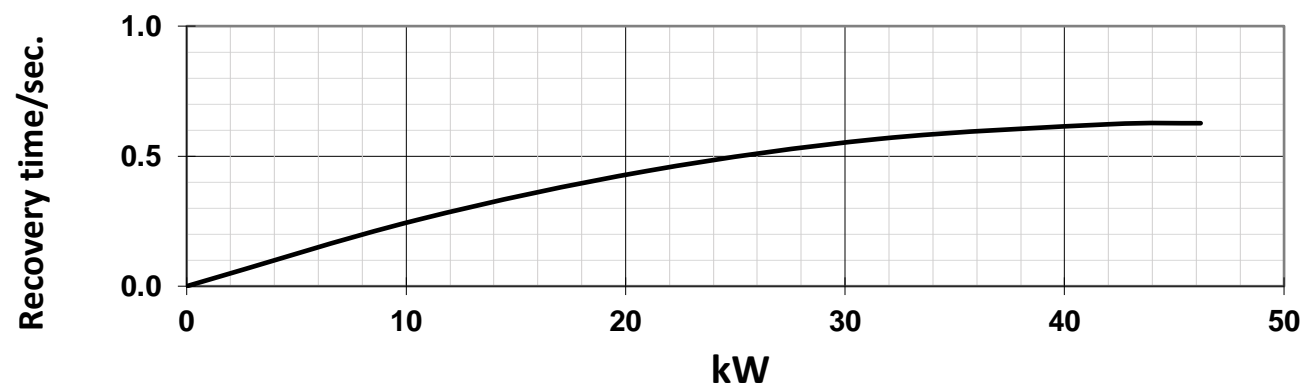
MAGNAPLUS®

TYPICAL DYNAMIC CHARACTERISTICS

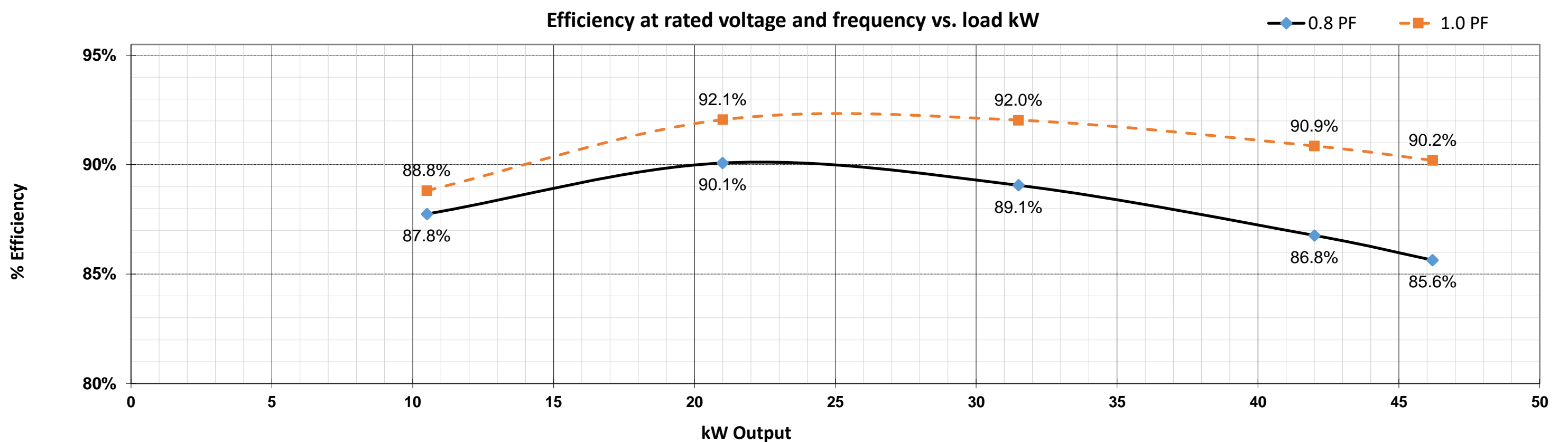
BASE MODEL: **361PSL1600**

Date: **01/28/22**

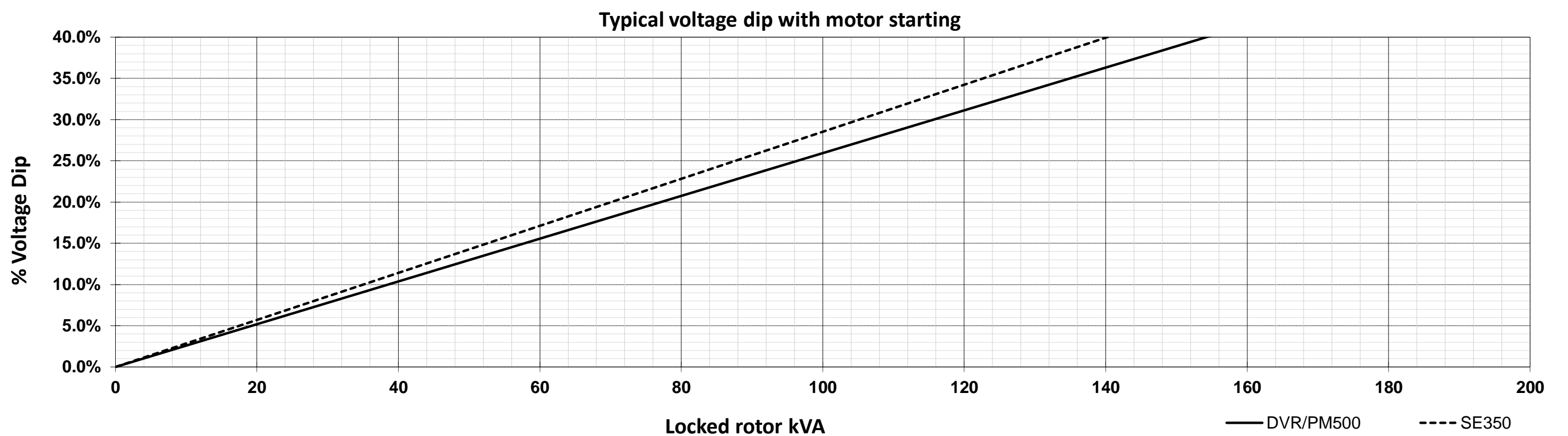
Submittal Data: 208 Volts*, 42 kW, 53 kVA, 0.8 P.F., 1800 RPM, 60 Hz, 3 Phase



Efficiency at rated voltage and frequency vs. load kW



Typical voltage dip with motor starting



MAGNAPLUS®

DECREMENT CURVE

BASE MODEL: 361PSL1600

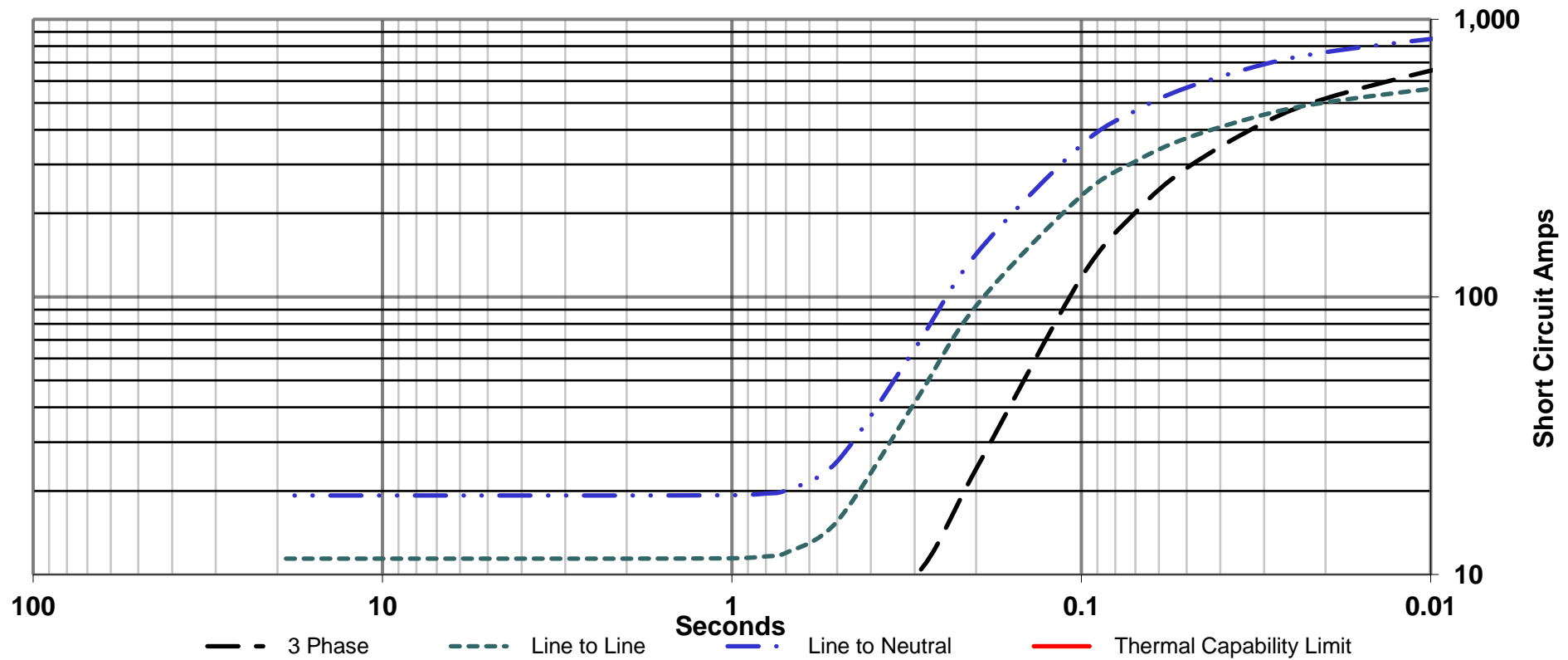
Submittal Data: 208 Volts*, 42 kW, 53 kVA, 0.8 P.F., 1800 RPM, 60 Hz, 3 Phase

Date : 01/28/22

Full Load Current : 145.7 amps
Steady State S.C. Current : 7.29 amps

Max. 3 ph. Symm. S.C. Current : 792 amps

Symmetrical Component values, Maximum Asymmetrical Values Are 1.732 Times Symmetrical Values



MAGNAPLUS®

DECREMENT CURVE

BASE MODEL: 361PSL1600

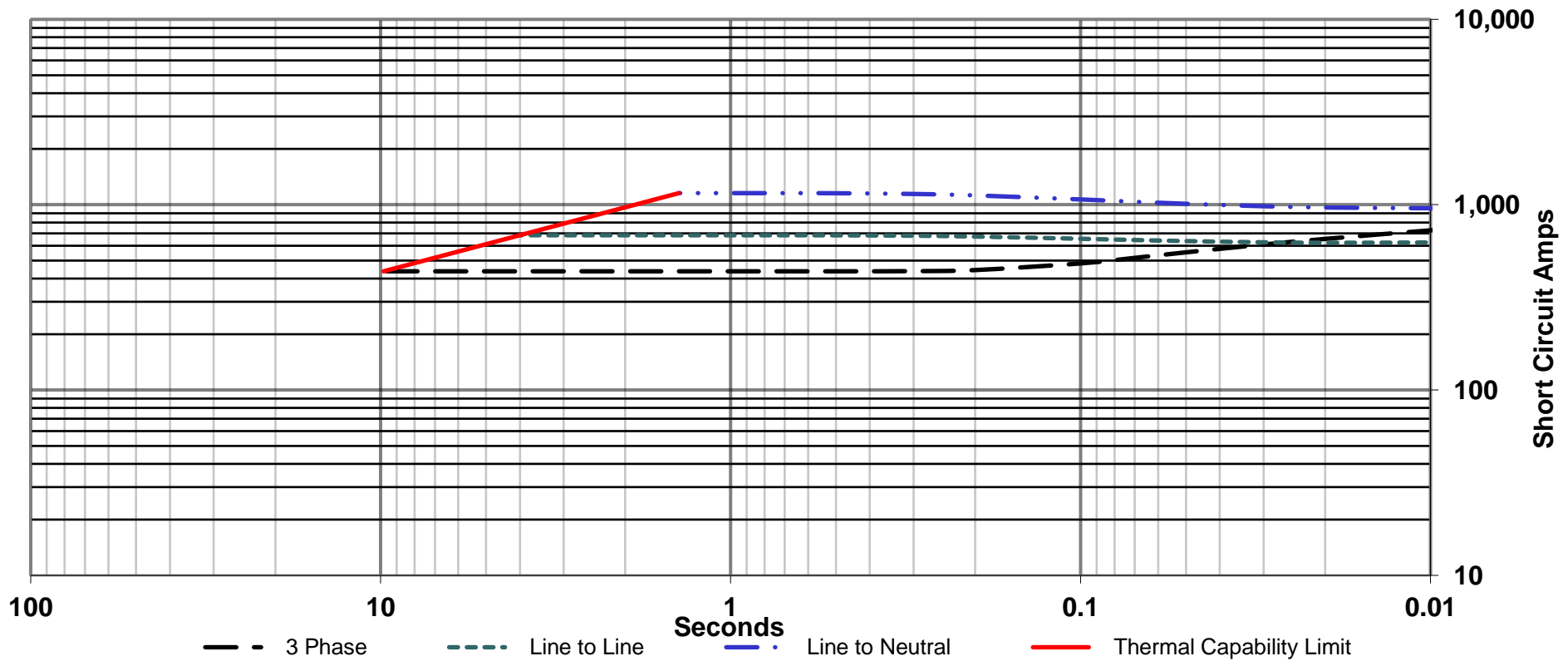
Submittal Data: 208 Volts*, 42 kW, 53 kVA, 0.8 P.F., 1800 RPM, 60 Hz, 3 Phase

Date : 01/28/22

Full Load Current : 145.7 amps
Steady State S.C. Current : 437.1 amps

Max. 3 ph. Symm. S.C. Current : 792 amps
INCLUDES EXCITATION SUPPORT (PMG)

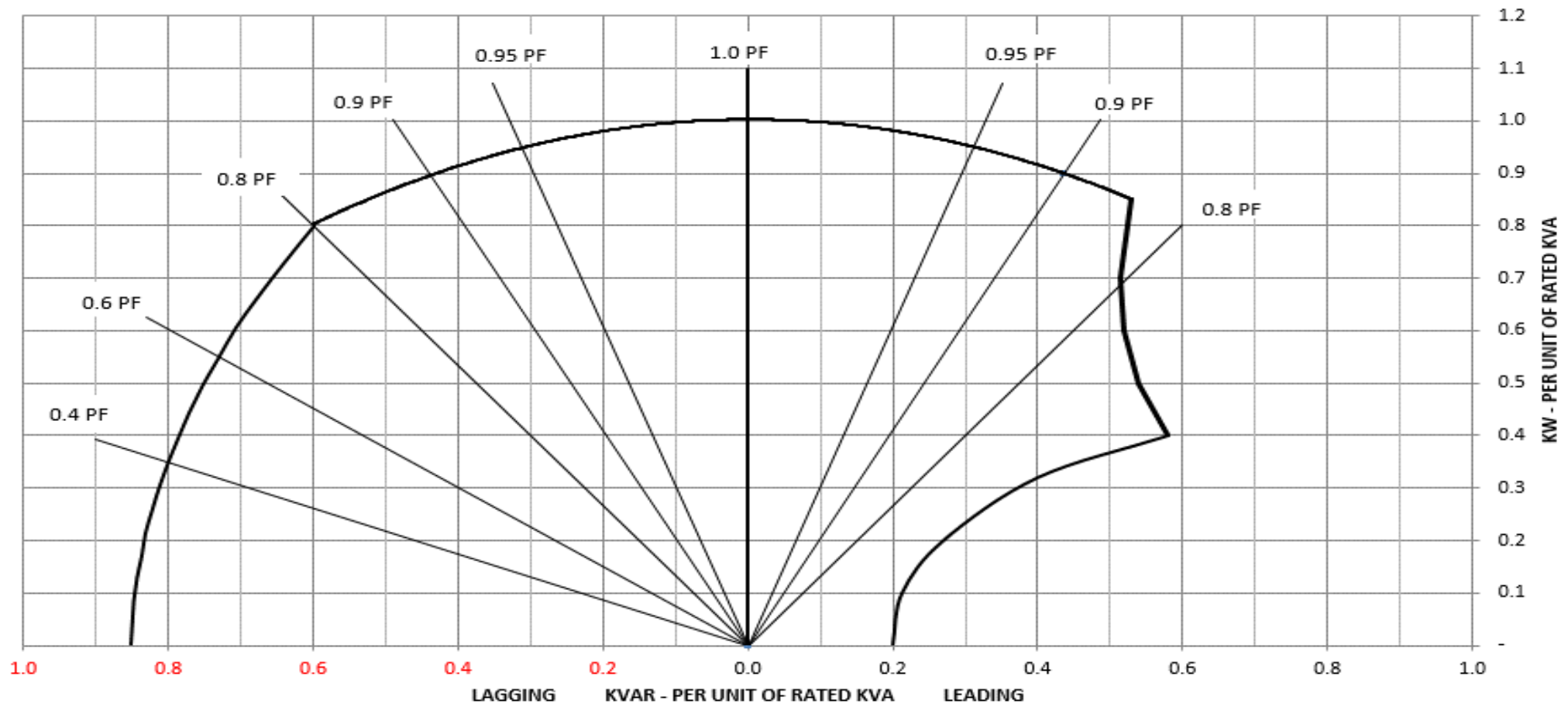
Symmetrical Component values, Maximum Asymmetrical Values Are 1.732 Times Symmetrical Values



MAGNAPLUS®

Typical Reactive Capability Curve

Date : 01/28/22



RegalRexnord

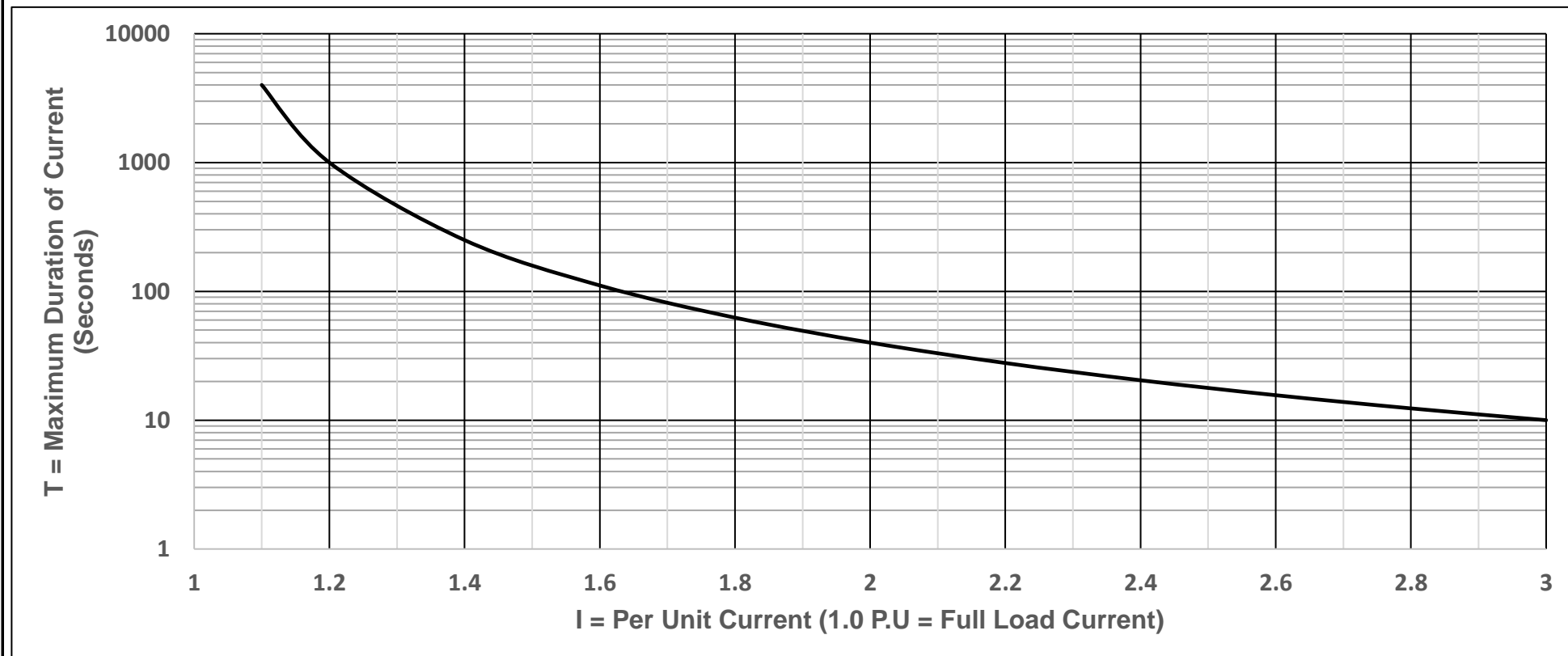
marathon
Generators

MAGNAPLUS®

THERMAL DAMAGE CURVE

Date : 01/28/22

Base is 3.0 P.U. current for 10 seconds from $T = 40/(I-1)^2$
Windings at operating temperature



RegalRexnord

marathon
Generators