



TYPICAL SUBMITTAL DATA

MODEL: 364CSL1608

Winding: 128-MP-4X

Date: 08/30/18

Kilowatt ratings at	1800 RPM	60 Hertz	12 Leads		
kW (kVA)	3 Phase	0.8 Power Factor	Dripproof or Open Enclosure		
	CONTINUOUS ^① ^②			STANDBY ^① ^②	
Voltage*	NEMA B / 80 °C	NEMA F / 105 °C	NEMA H / 125 °C	NEMA F / 130 °C	NEMA H / 150 °C
240/480	125 (156)	145 (181)	155 (194)	155 (194)	160 (200)
220/440	125 (156)	145 (181)	155 (194)	155 (194)	160 (200)
208/416	125 (156)	140 (175)	155 (194)	155 (194)	160 (200)
200/400	120 (150)	135 (169)	150 (188)	150 (188)	155 (194)
190/380	115 (144)	130 (163)	140 (175)	140 (175)	145 (181)

① Rise by resistance method, Mil-Std-705, Method 680.1b.

② Machine rated for Max Ambient of 40 °C, Max Altitude 3300 ft

Submittal Data: 416 Volts*, 155 kW, 194 kVA, 0.8 P.F., 1800 RPM, 60 Hz, 3 Phase

STD. CONNECTION

Mil-Std-705B Method	Description	Value	Units	Mil-Std-705B Method	Description	Value	Units
301.1b	Insulation Resistance	>1.5 Meg	Ohms	505.3b	Overspeed	2250	RPM
302.1a	High Potential Test			507.1c	Phase Sequence CCW-ODE	ABC	
	Main Stator	1960	Volts	508.1c	Voltage Balance, L-L or L-N	0.2%	
	Main Rotor	1500	Volts	601.4a	L-L Harmonic Max - Total (Distortion Factor)	3.5%	
	Exciter Stator	1500	Volts		L-L Harmonic Max - Single	2.5%	
401.1a	Exciter Rotor	1500	Volts	601.1c	Deviation Factor	7.0%	
	Stator Resistance, Line to Line High Wye Connection	0.04	Ohms	---	TIF (1960 Weightings)	<50	
	Rotor Resistance	0.711	Ohms	---	THF (IEC, BS & NEMA Weightings)	<2%	
	Exciter Stator	26.61	Ohms	Additional Prototype Mil-Std Methods are Available on Request.			
	Exciter Rotor	0.078	Ohms				
410.1a	No Load Exciter Field Amps at 416 Volts Line to Line	0.5	A DC				
420.1a	Short Circuit Ratio	0.589					
421.1a	Xd Synchronous Reactance	2.534	PU	--	Generator Frame	364	
		2.263	Ohms	--	Type	MagnaPlus	
422.1a	X2 Negative Sequence React.	0.120	PU	--	Insulation	Class H	
		0.108	Ohms	--	Coupling - Single Bearing	Flexible	
423.1a	X0 Zero Sequence Reactance	0.034	PU	--	Amortisseur Windings	Full	
		0.031	Ohms	--	Excitation	Ext. Voltage Regulated, Brushless	
425.1a	X'd Transient Reactance	0.072	PU	--	Voltage Regulator	SE350	
		0.064	Ohms	--	Voltage Regulation	1.00%	
426.1a	X''d Subtransient Reactance	0.052	PU				
		0.046	Ohms				
--	Xq Quadrature Synchronous	-	PU	--	Cooling Air Volume	560	CFM
		-	Ohms	--	Heat rejection rate	539	Btu's/min
427.1a	T'd Transient Short Circuit Time Constant	0.046	Sec	--	Full load current	268.9	Amps
				--	Minimum Input hp required	220.5	HP
428.1a	T''d Subtransient Short Circuit Time Constant	0.008	Sec	--	Full load torque	643	Lb-ft
				--	Efficiency at rated load :	94.2%	
430.1a	T'do Transient Open Circuit Time Constant	0.89	Sec				
432.1a	Ta Short Circuit Time Constant of Armature Winding	0.033	Sec	--	Weight	1080	lbs

* Voltages refer to wye (star) connection, unless otherwise specified.

8/30/2018

www.marathonelectric.com



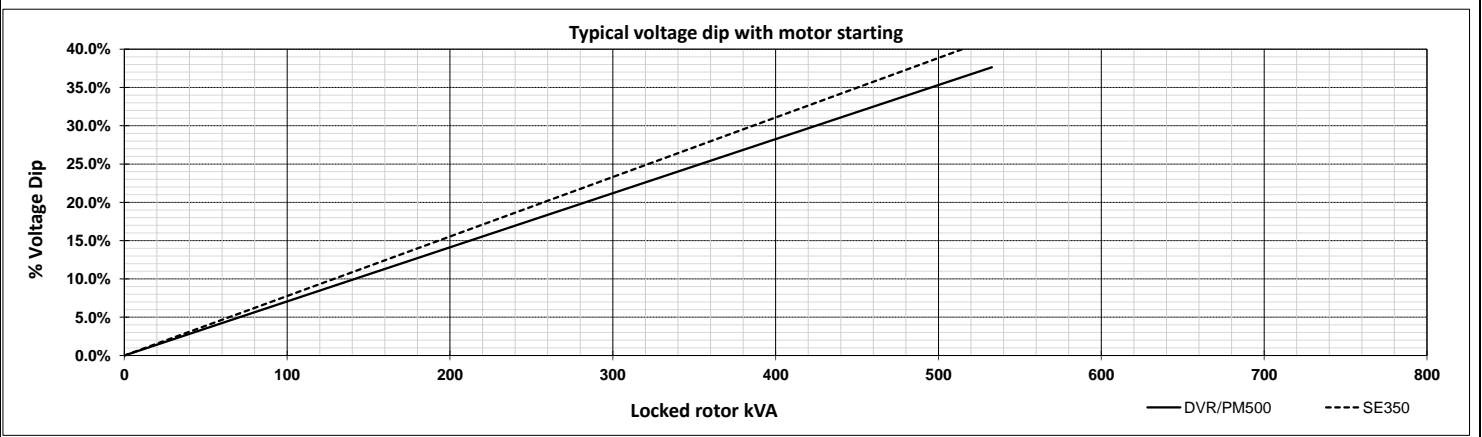
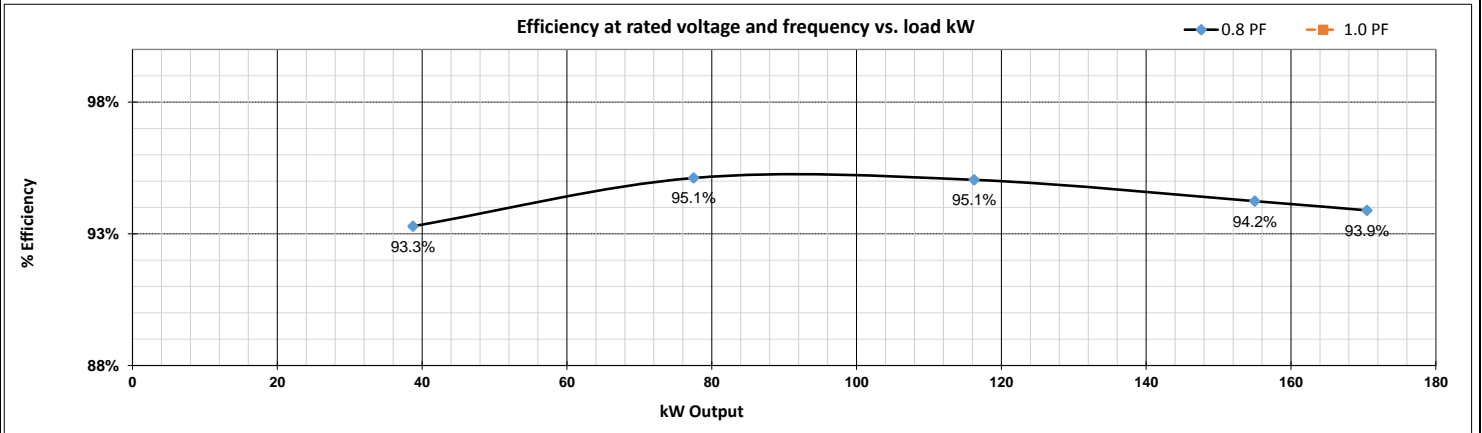
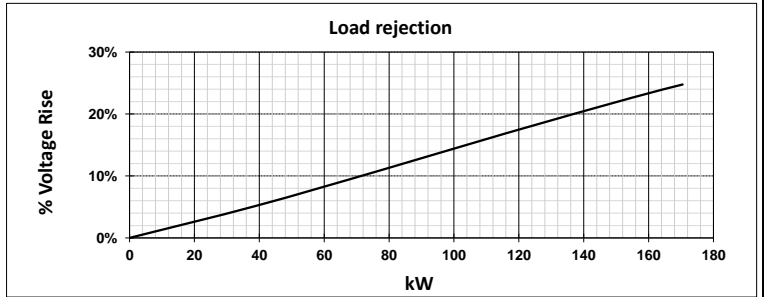
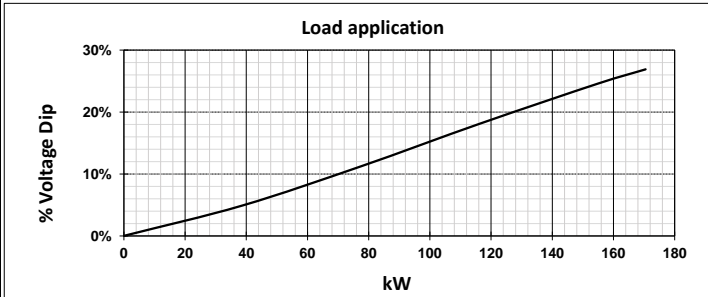
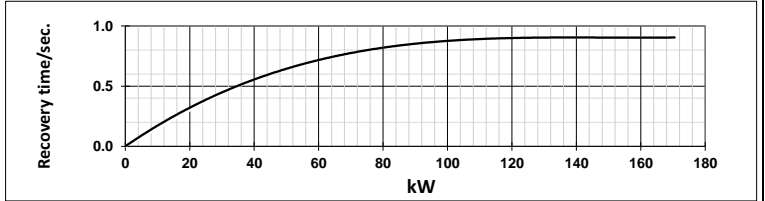
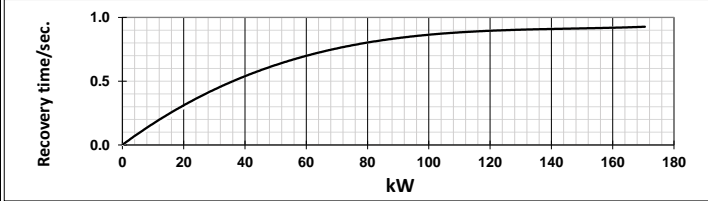
MAGNAPLUS®

TYPICAL DYNAMIC CHARACTERISTICS

MODEL: **364CSL1608**

Date: **08/30/18**

Submittal Data: 416 Volts*, 155 kW, 194 kVA, 0.8 P.F., 1800 RPM, 60 Hz, 3 Phase



marathon®
Generators

8/30/2018