

# STAMFORD®

S0L2-M1 Winding 311 / 711

## S0L2-M1 - Technical Data Sheet

### Standards

Stamford industrial alternators meet the requirements of IEC EN 60034 and the relevant section of other international standards such as BS5000, VDE 0530, NEMA MG1-32, IEC34, CSA C22.2-100 and AS1359. Other standards and certifications can be considered on request.

### Quality Assurance

Alternators are manufactured using production procedures having a quality assurance level to BS EN ISO 9001.



### Excitation and Voltage Regulators

Excitation System	
<b>AVR Type</b>	<b>AVR Power</b>
AS540	Self-Excited / Aux winding
Voltage Regulation	± 1%
No Load Excitation Voltage (V)	13 V
Full Load Excitation Voltage (V)	51 V

# STAMFORD®

## S0L2-M1 Winding 311 / 711

Electrical Data								
Insulation System	Class H							
Stator Winding	Double Layer Concentric							
Winding Pitch	Two Thirds							
Winding Leads	12							
Winding Number	311/711							
Number of Poles	4							
IP Rating	IP23							
RFI Suppression	EN 61000-6-2 & EN 61000-6-4, refer to factory for others							
Waveform Distortion	NO LOAD < 2.5% NON-DISTORTING BALANCED LINEAR LOAD < 5.0%							
Short Circuit Ratio	1/Xd							
Steady State X/R Ratio	6.0							
	50 Hz				60 Hz			
Telephone Interference	THF<2%				TIF<75			
Voltage Series Star	380/220	400/231	415/240	440/254	416/240	440/254	460/266	480/277
Voltage Parallel Star	190/110	200/115	208/120	220/127	208/120	220/127	230/133	240/138
Voltage Series Delta	220/110	230/115	240/120	254/127	240/120	254/127	266/133	277/138
kVA Base Rating (Class H)	22.9	25	25	N/A	26.4	28	N/A	30
Saturated Values in Per Unit at Base Ratings and Voltages								
Xd Dir. Axis Synchronous	2.318	2.284	2.122		2.676	2.537		2.284
X'd Dir. Axis Transient	0.154	0.152	0.141		0.178	0.169		0.152
X''d Dir. Axis Subtransient	0.129	0.127	0.118		0.149	0.141		0.127
Xq Quad. Axis Reactance	1.439	1.418	1.317		1.661	1.575		1.418
X''q Quad. Axis Subtransient	0.162	0.159	0.148		0.187	0.177		0.159
XL Stator Leakage Reactance	0.083	0.082	0.076		0.096	0.091		0.082
X2 Negative Sequence Reactance	0.236	0.233	0.216		0.272	0.258		0.233
X0 Zero Sequence Reactance	0.050	0.050	0.046		0.058	0.055		0.050
Unsaturated Values in Per Unit at Base Ratings and Voltages								
Xd Dir. Axis Synchronous	3.153	3.106	2.886		3.639	3.450		3.106
X'd Dir. Axis Transient	0.177	0.175	0.162		0.204	0.194		0.175
X''d Dir. Axis Subtransient	0.151	0.149	0.138		0.174	0.165		0.149
Xq Quad. Axis Reactance	1.482	1.460	1.357		1.711	1.622		1.460
X''q Quad. Axis Subtransient	0.194	0.191	0.178		0.224	0.212		0.191
XL Stator Leakage Reactance	0.094	0.092	0.086		0.108	0.103		0.092
X2 Negative Sequence Reactance	0.283	0.279	0.259		0.327	0.310		0.279
X0 Zero Sequence Reactance	0.059	0.058	0.054		0.068	0.064		0.058
Time Constants (Seconds)								
T'd TRANSIENT TIME CONST.	0.021							
T''d SUB-TRANSTIME CONST.	0.002							
T'do O.C. FIELD TIME CONST.	0.552							
Ta ARMATURE TIME CONST.	0.006							



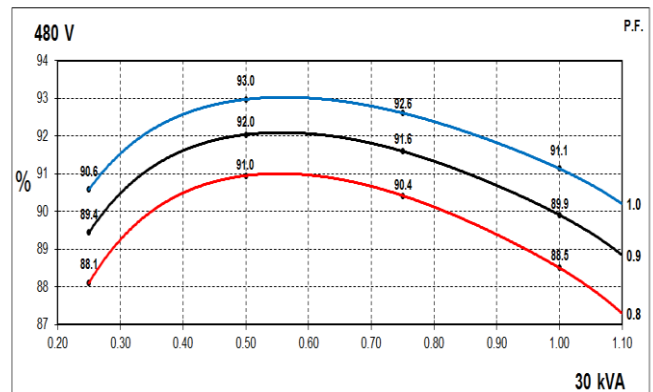
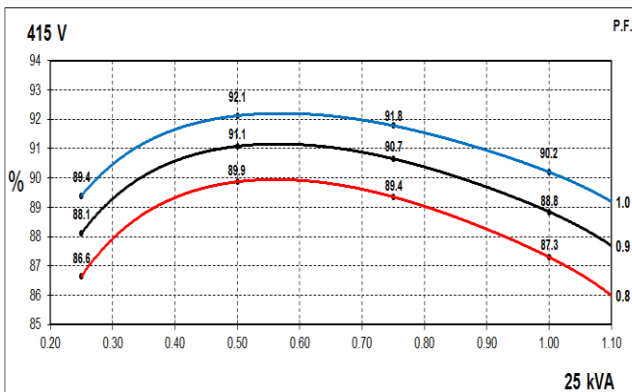
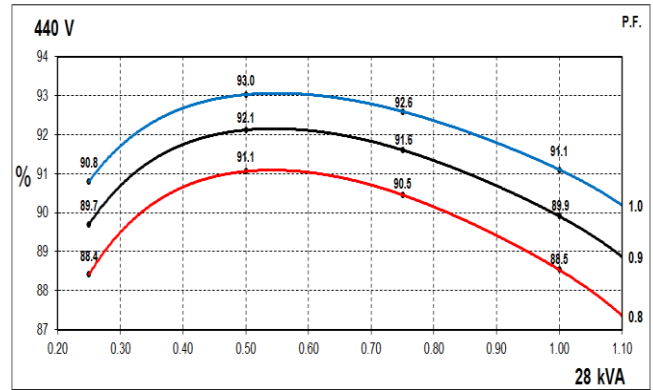
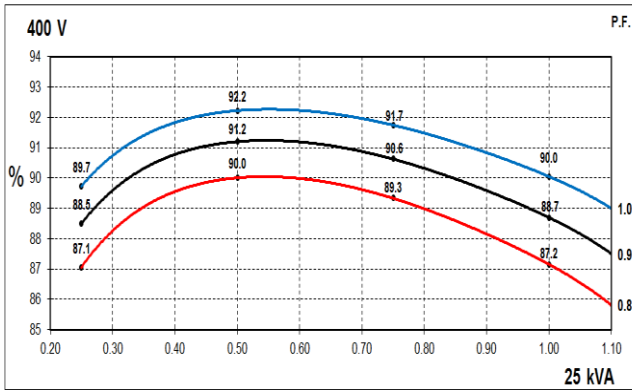
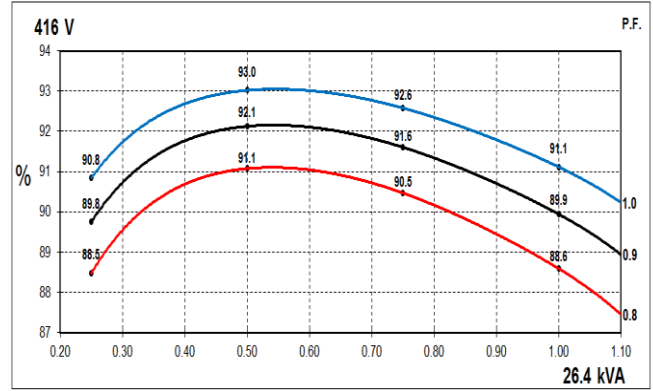
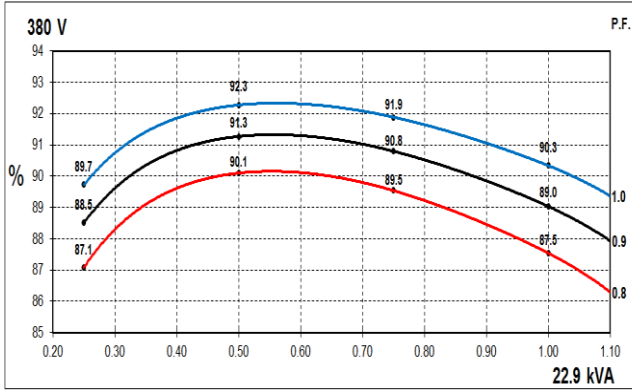
# STAMFORD®

## S0L2-M1 Winding 311 / 711

### Three Phase Efficiency Curves

#### 50Hz Curves

#### 60Hz Curves

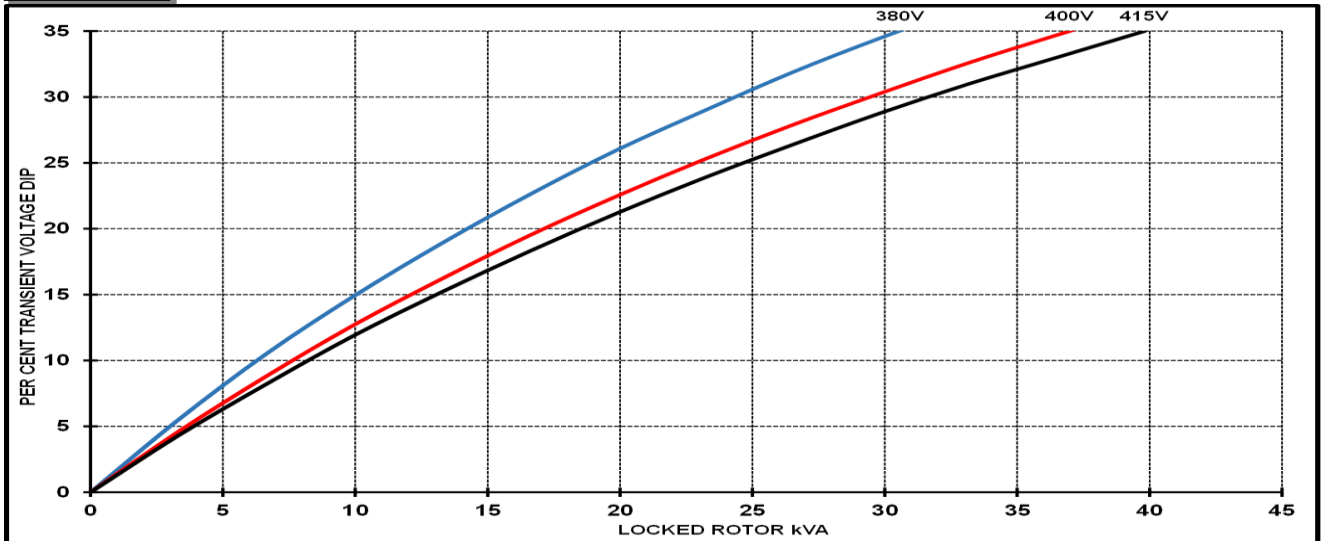


# STAMFORD

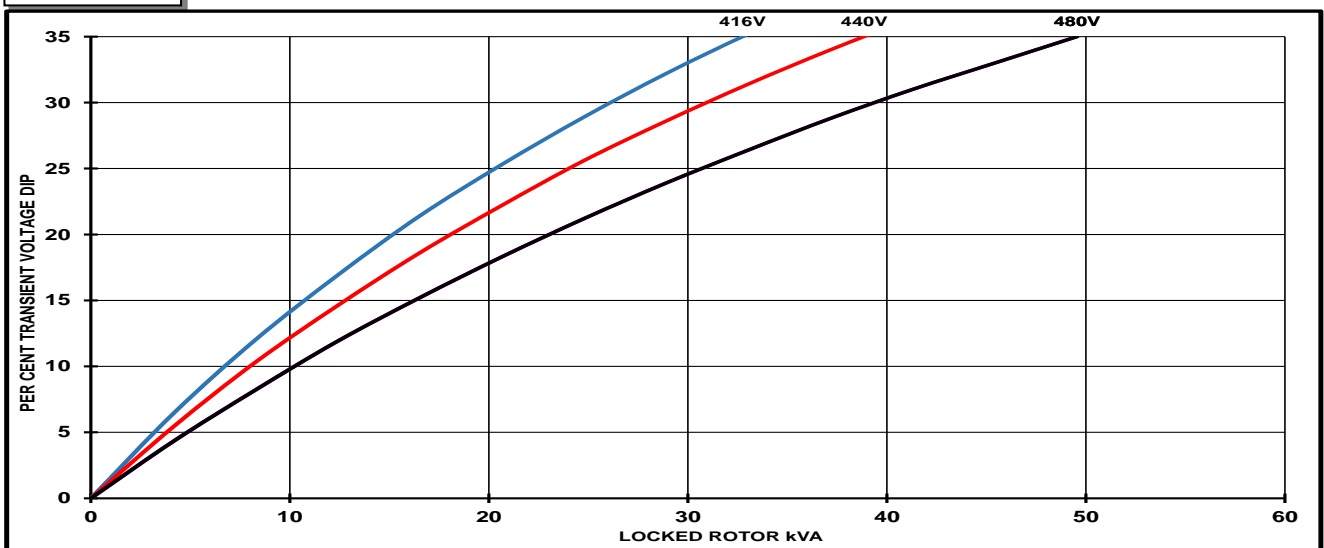
## S0L2-M1 Winding 311 / 711

### Locked Rotor Motor Starting Curves

**50Hz**



**60Hz**



Transient Voltage Dip Scaling Factor		Transient Voltage Rise Scaling Factor
PF	Factor	For voltage rise multiply voltage dip by 1.25
< 0.5	1.00	
0.5	0.97	
0.6	0.93	
0.7	0.90	
0.8	0.85	
0.9	0.83	
1.0	0.80	

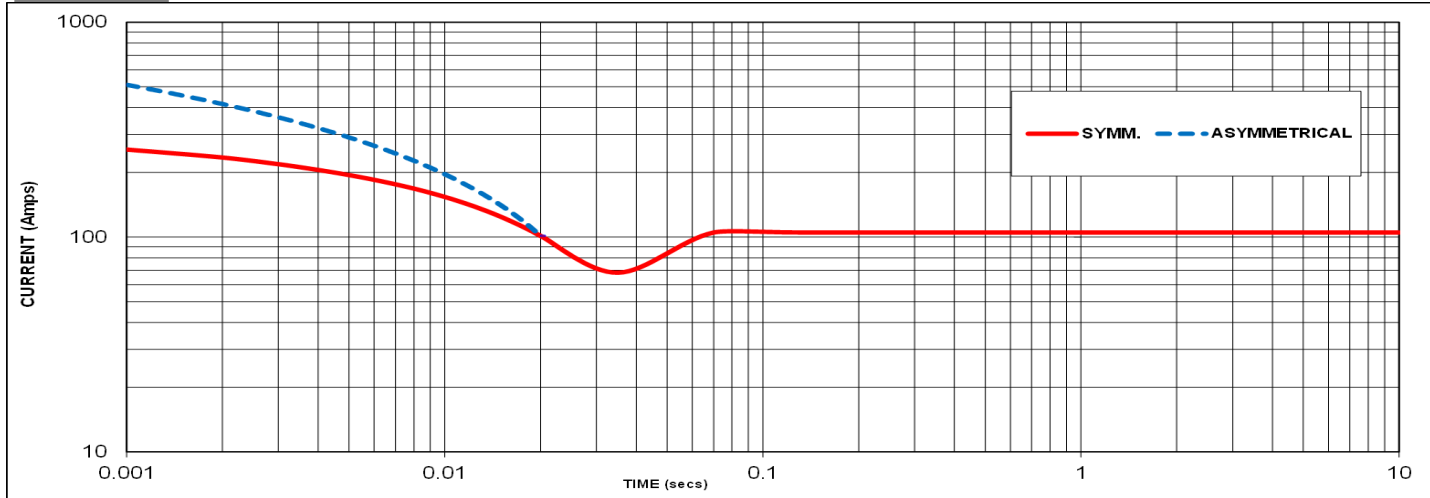
# STAMFORD

S0L2-M1 Winding 711

## Three-phase Short Circuit Decrement Curve

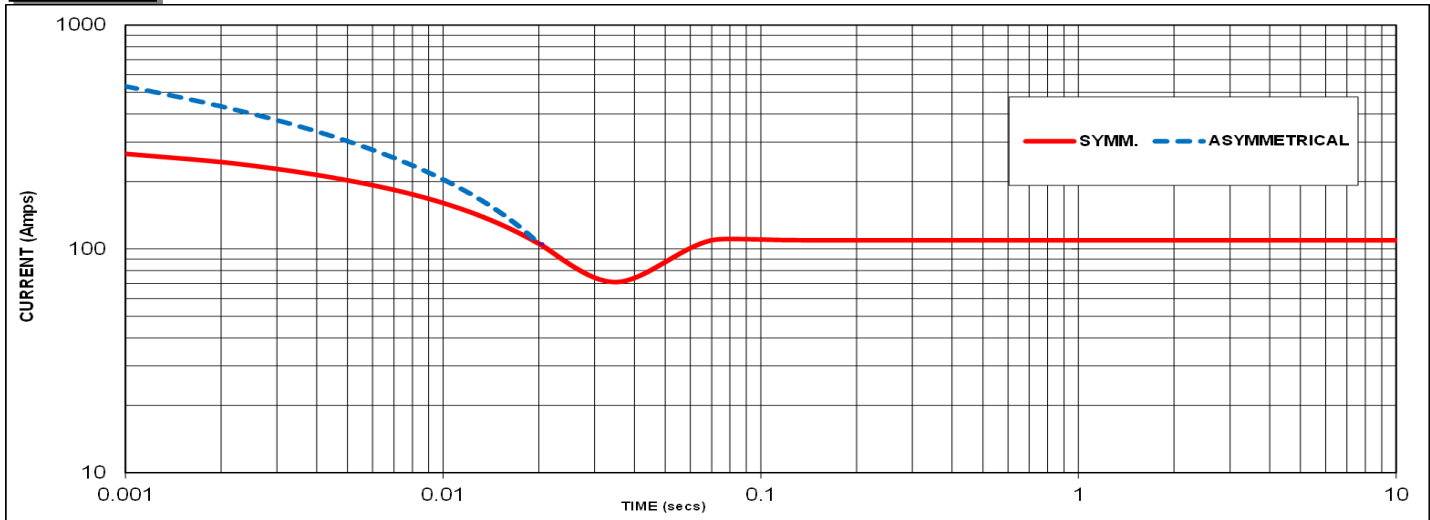
**Note: Applicable only for Winding 711 ( Auxiliary winding).  
Winding 311 (no Auxiliary winding) will not provide short circuit capability.**

**50Hz**



Sustained Short Circuit = 105 Amps

**60Hz**



Sustained Short Circuit = 109.3 Amps

**Note 1**

The following multiplication factors should be used to adjust the values from curve between time 0.001 seconds and the minimum current point in respect of nominal operating voltage :

50Hz		60Hz	
Voltage	Factor	Voltage	Factor
380V	N/A	416V	X 1.00
400V	X 1.00	440V	X 1.06
415v	X 1.04	460V	N/A
440V	N/A	480V	X 1.15

The sustained current value is constant irrespective of voltage level

**Note 2**

The following multiplication factor should be used to convert the values calculated in accordance with NOTE 1 to those applicable to the various types of short circuit :

	3-phase	2-phase L-L	1-phase L-N
Instantaneous	x 1.00	x 0.87	x 1.30
Minimum	x 1.00	x 1.80	x 3.20
Sustained	x 1.00	x 1.50	x 2.50
Max. sustained duration	10 sec.	5 sec.	2 sec.

All other times are unchanged

**Note 3**

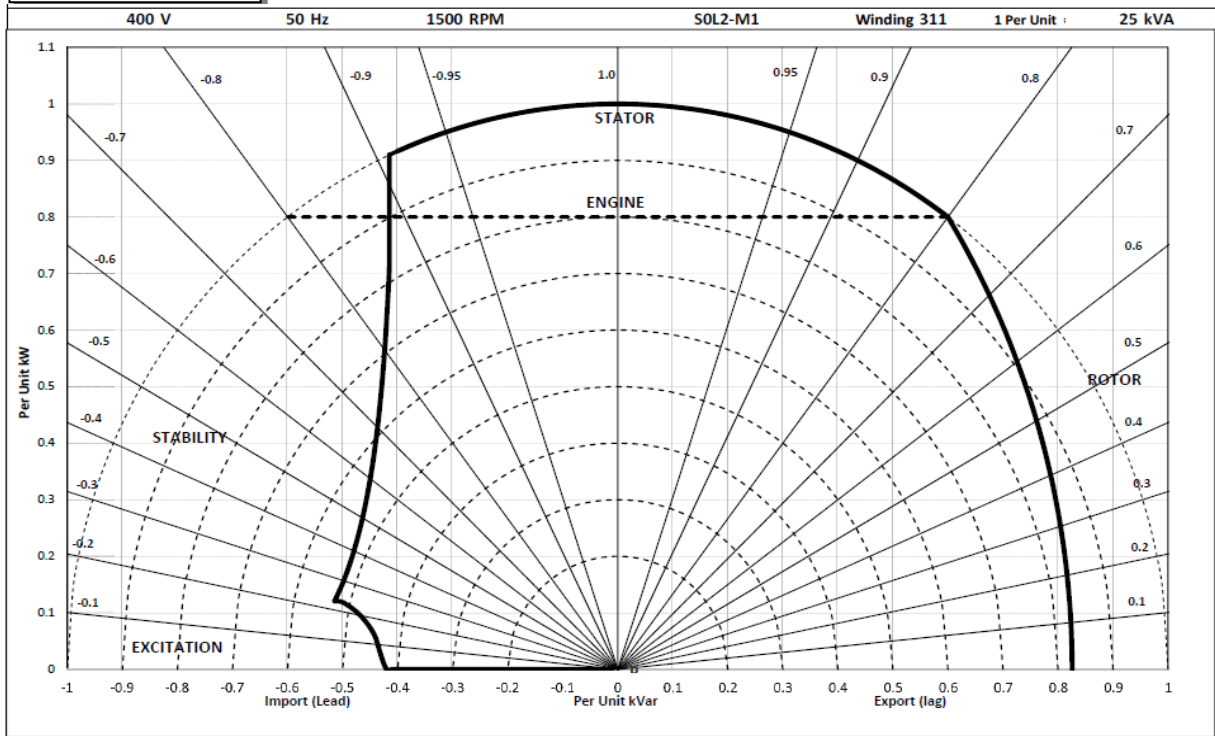
Curves are drawn for Star connected machines under no-load excitation at rated speeds. For other connection the following multipliers should be applied to current values as shown :  
Parallel Star = Curve current value X 2  
Series Delta = Curve current value X 1.732

# STAMFORD

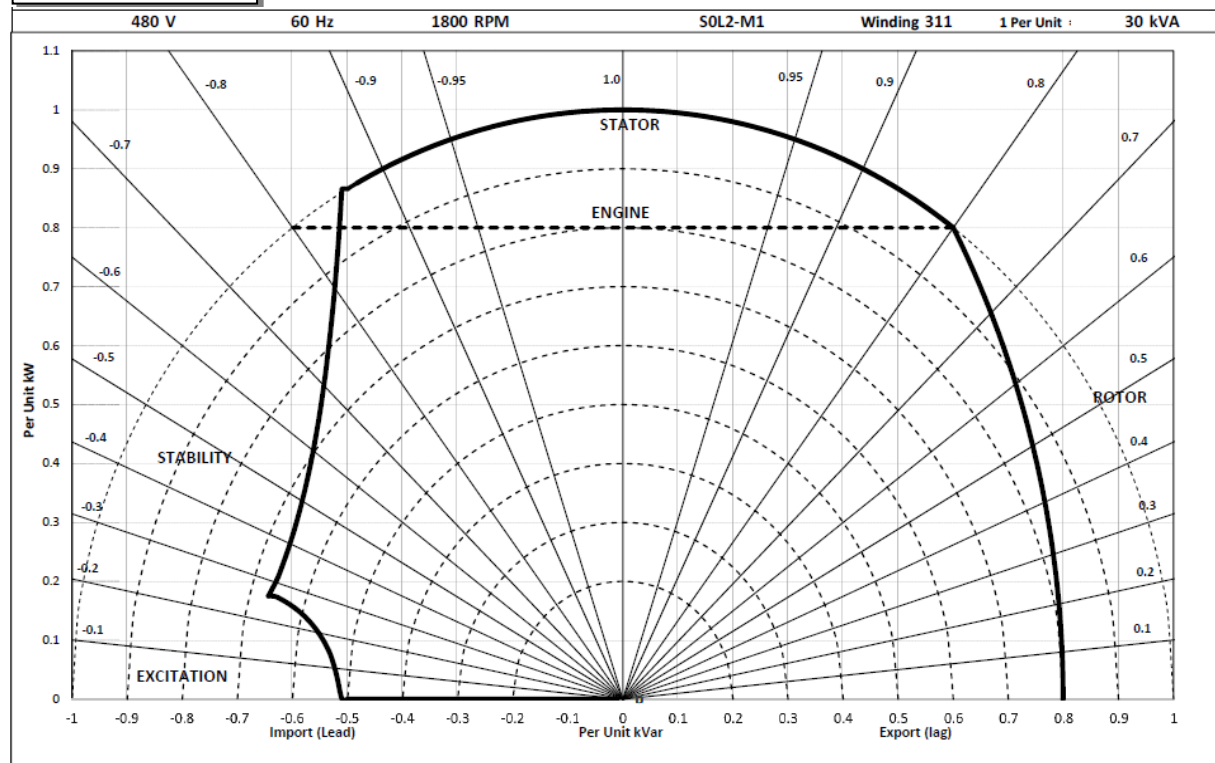
## S0L2-M1 Winding 311 / 711

### Typical Alternator Operating Charts

**400V/50Hz**



**480V/60Hz**



Joval Industrial Miami FL USA

[www.jovalindustrial.com](http://www.jovalindustrial.com)

Contact Us Today

# STAMFORD®

## S0L2-M1 Winding 311 / 711

### RATINGS AT 0.8 POWER FACTOR

Class - Temp Rise		Standby - 163/27°C				Standby - 150/40°C				Cont. H - 125/40°C				Cont. F - 105/40°C			
<b>50 Hz</b>	Series Star (V)	380	400	415	440	380	400	415	440	380	400	415	440	380	400	415	440
	Parallel Star (V)	190	200	208	220	190	200	208	220	190	200	208	220	190	200	208	220
	Series Delta (V)	220	230	240	254	220	230	240	254	220	230	240	254	220	230	240	254
	kVA	25.2	27.5	27.5	N/A	24.4	26.7	26.7	N/A	22.9	25.0	25.0	N/A	20.8	22.8	22.8	N/A
	kW	20.2	22.0	22.0	N/A	19.5	21.4	21.4	N/A	18.3	20.0	20.0	N/A	16.6	18.2	18.2	N/A
	Efficiency (%)	86.3	85.8	86.0	N/A	86.7	86.2	86.4	N/A	87.5	87.2	87.3	N/A	88.4	88.0	88.1	N/A
kW Input	23.4	25.6	25.6	N/A	22.5	24.8	24.7	N/A	20.9	22.9	22.9	N/A	18.8	20.7	20.7	N/A	

<b>60 Hz</b>	Series Star (V)	416	440	460	480	416	440	460	480	416	440	460	480	416	440	460	480
	Parallel Star (V)	208	220	230	240	208	220	230	240	208	220	230	240	208	220	230	240
	Delta (V)	240	254	266	277	240	254	266	277	240	254	266	277	240	254	266	277
	kVA	29.0	30.8	N/A	33.0	28.2	29.9	N/A	32.0	26.4	28.0	N/A	30.0	24.0	25.5	N/A	27.3
	kW	23.2	24.6	N/A	26.4	22.6	23.9	N/A	25.6	21.1	22.4	N/A	24.0	19.2	20.4	N/A	21.8
	Efficiency (%)	87.5	87.4	N/A	87.3	87.8	87.7	N/A	87.7	88.6	88.5	N/A	88.5	89.4	89.3	N/A	89.3
kW Input	26.5	28.2	N/A	30.2	25.7	27.3	N/A	29.2	23.8	25.3	N/A	27.1	21.5	22.8	N/A	24.5	

#### De-Rates

All values tabulated above are subject to the following reductions:

- 3% for every 500 meters by which the operating altitude exceeds 1000 meters above mean sea level
- 3% for every 5°C by which the operational ambient temperature exceeds 40°C
- For any other operating conditions impacting the cooling circuit please refer to applications

Note: Requirement for operating in an ambient exceeding 60°C and altitude exceeding 4000 meters must be referred to applications.

#### Dimensional and Torsional Drawing

For dimensional and torsional information please refer to the alternator General Arrangement and rotor drawings available on our website (<http://stamford-avk.com/>)

**Note:** Continuous development of our products means that the information contained in our data sheets can change without notice, and specifications should always be confirmed with Cummins Generator Technologies prior to purchase.





Follow us @stamfordavk



Cummins Generator Technologies



View our videos at [youtube.com/stamfordavk](https://youtube.com/stamfordavk)

[news.stamford-avk.com](https://news.stamford-avk.com)

**For Applications Support:**  
[applications@cummins.com](mailto:applications@cummins.com)

**For Customer Service:**  
[service-engineers@stamford-avk.com](mailto:service-engineers@stamford-avk.com)

**For General Enquiries:**  
[info@cumminsgeneratortechnologies.com](mailto:info@cumminsgeneratortechnologies.com)

Copyright 2016. Cummins Generator Technologies Ltd. All rights reserved.

Cummins and the Cummins logo are registered trade marks of Cummins Inc.

STAMFORD is a registered trade mark of Cummins Generator Technologies Ltd.

[Joval Industrial Miami FL USA](#)

[www.jovalindustrial.com](http://www.jovalindustrial.com)



**Generator  
Technologies**

[Contact Us Today](#)